


聖經著色頁

復活節的故事


耶穌的埋葬和復活





從亞利馬太來了一位名叫約瑟的富人，他是耶穌的門徒。他去求見彼拉多，要求領取耶穌的遺體。

耶穌的安葬




約瑟把耶穌的遺體從十字架上取下來，用細麻布裹好，然後安放在一個從岩壁上鑿出的新墓穴裡。當天是預備日，安息日快到了。



和耶穌一起從加利利來的婦女跟在約瑟後面，看到了耶穌的墳墓，並且看到祂的遺體被安放好之後。




她们便回家去預備香料和膏油。安息日到了，她們按律法的規定休息了一天。



為了確保祂的跟隨者不會偷走祂的屍體，然後宣稱祂又復活了，耶穌的嫉妒的敵人們所以他們就在墳墓的門口放置了一塊巨石，並且要求一隊羅馬士兵看守那個墳墓。

耶穌死裡復活



週日黎明時分，幾位婦女帶著預備好的香料來到墳前，發現墓口的大石頭已經滾到旁邊。突然有兩個衣服發光的人站在旁邊。那兩個人對她們說：「耶穌不在這裡，已經復活了！」



耶穌在週日清晨復活後，首先向抹大拉的瑪麗亞顯現。



抹大拉的瑪麗亞就去向門徒報訊，說：「我看見主了！」又把主對她說的話告訴門徒。

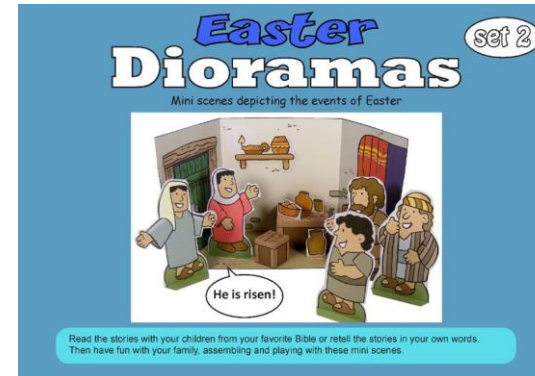
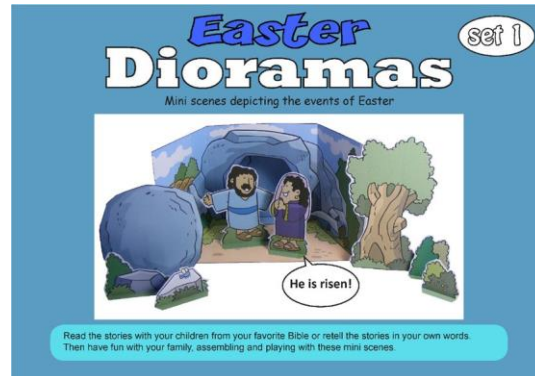


正說的時候，耶穌出現在他們中間。門徒看見主，十分歡喜！

Easter Dioramas

Mini scenes depicting the events of Easter

As well as reading this story of Easter depicted in these coloring pages, you can also create 3D mini scenes of the scenes depicted in this coloring book with the two sets of dioramas.



The dioramas include backgrounds, the main characters from the stories, and a variety of extra details to enhance your scenery. Included with the sets are simple instructions to help you through the steps to create your dioramas. These are fun projects to work on with your children in preparation for Easter. They are easy to build with just scissors and white glue.

Included as a BONUS, along with the color version is a black and white version that your children can color. Finished dimensions of each background diorama are approximately 20 cm by 8 cm.



Visit the website at:
<https://www.mylittlehouse.org/dioramas.html>