


圣经着色页

复活节的故事


耶稣的埋葬和复活





有个叫约瑟的富人，从亚利马太来到耶路撒冷，他是耶稣的门徒。他去见彼拉多，要耶稣的尸体。彼拉多便吩咐把耶稣的尸体给他。

安葬耶稣




约瑟把耶稣的尸体从十字架上取下来，又用亚麻布包裹好，然后，把他安放在用岩石凿成的墓穴里，那个墓穴从未埋葬过任何尸体。那一天是预备日（礼拜五），安息日马上就要到了。



那些从加利利开始就一直跟着耶稣的女人们，也跟随着约瑟来到了这里，她们看到了墓穴，也看到了耶稣的尸体是怎样安放在里面的。




女人们就回家去准备香料和香脂。在安息日里，按照摩西律法，她们休息了一天。



为了确保他的跟随者不会偷走他的尸体，然后宣称他又复活了，所以耶稣的嫉妒的敌人就在他坟墓的门口放置了一块巨石，并且要求一队罗马士兵看守那个坟墓。


耶稣复活



星期日一大早，那些妇女就来到了耶稣墓旁，并且带来了准备好的香料，可是，她们却发现墓穴里的石头滚到了一边。忽然，有两个穿着耀眼衣服的男子站在她们身边。两个人对她们说：“耶稣不在这里，他复活了！”



耶稣在星期日清晨复活以后，首先出现在抹大拉的马利亚面前。



抹大拉的玛丽亚就去向门徒报讯，说：“我看见主了！”又把主对她说的话告诉门徒。

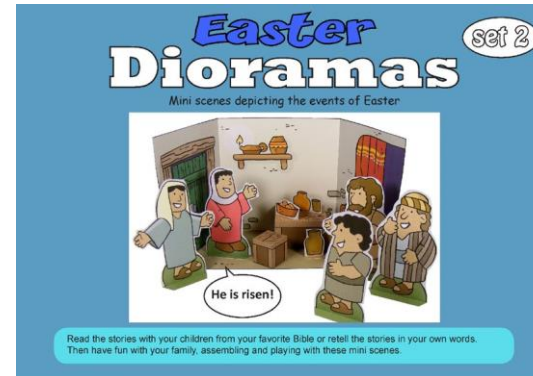
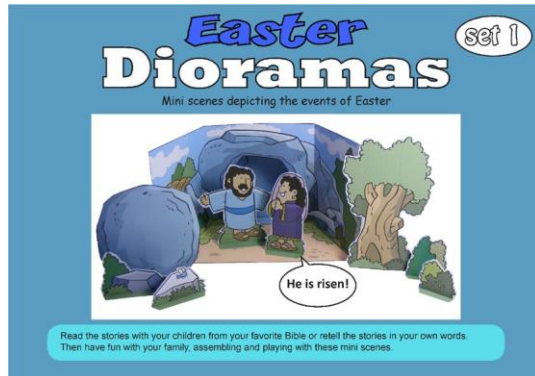


正当门徒交谈的时候，耶稣突然出现在房间里。

Easter Dioramas

Mini scenes depicting the events of Easter

As well as reading this story of Easter depicted in these coloring pages, you can also create 3D mini scenes of the scenes depicted in this coloring book with the two sets of dioramas.



The dioramas include backgrounds, the main characters from the stories, and a variety of extra details to enhance your scenery. Included with the sets are simple instructions to help you through the steps to create your dioramas.

These are fun projects to work on with your children in preparation for Easter. They are easy to build with just scissors and white glue.

Included as a BONUS, along with the color version is a black and white version that your children can color. Finished dimensions of each background diorama are approximately 20 cm by 8 cm.



Visit the website at:
<https://www.mylittlehouse.org/dioramas.html>